

HY-1020 Series

Hoist switch

- Applied to the hoist, crane, power lift of truck, electric lift and etc
- Case is made of the ABS copolymer which has an excellent mechanical intensity and excellent electrical features. Due to the fact, it has an excellent durability from the shock, it is light weight and it protects from the electric shock.
- Manufactured an emergency switch attachment type that can cut OFF the operation power.
- Various contact unit composition which makes to select an electric motor velocity controlling 2 Positions contact unit lock-up, seesaw and momentary operation contact unit.
- Various push buttons so wide application possible



○● Suffix code

Model	Code					Description
HY-102	<input type="checkbox"/>	<input type="checkbox"/>	<input type="checkbox"/>	<input type="checkbox"/>	<input type="checkbox"/>	Hoist switch
No. of switch	2					2
	4					4
	6					6
	8					8
	9					9
Emergency button						No
	S					Yes
Switch unit type	A	A	A	A		102A contact unit
	B	B	B	B		102B contact unit
	C	C	C	C		102C contact unit
	D	D	D	D		102D contact unit
	E	E	E	E		102E contact unit
						2 buttons / unit

* Within the switch unit type, AAAA indication means 4 switch units.

○● Standard model

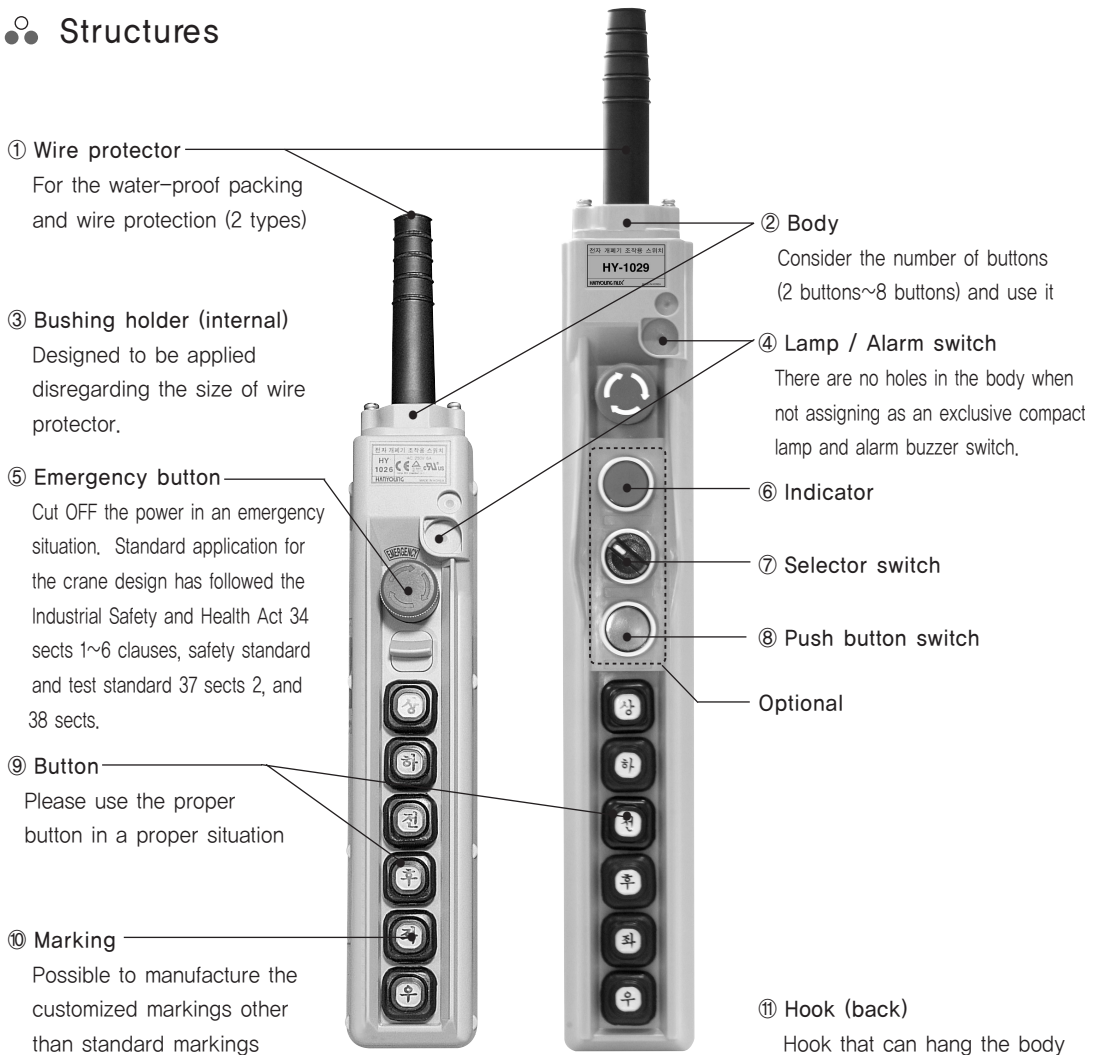
* L : large size cover

Model	No. of buttons	Standard button marking	Cable bushing
HY-1022B	2	<input type="button" value="Up"/> <input type="button" value="down"/>	A (Ø10.3 – 13.5) Black rubber angle 40°
HY-1022SB(L)	3 (Included the emergency button)	<input type="button" value="ON"/> <input type="button" value="OFF"/> <input type="button" value="Up"/> <input type="button" value="down"/>	
HY-1024AB	4	<input type="button" value="Up"/> <input type="button" value="down"/> <input type="button" value="forward"/> <input type="button" value="back"/>	
HY-1024BB	4	<input type="button" value="Up"/> <input type="button" value="down"/> <input type="button" value="forward"/> <input type="button" value="back"/>	
HY-1024SBB(L)	5 (Included the emergency button)	<input type="button" value="ON"/> <input type="button" value="OFF"/> <input type="button" value="Up"/> <input type="button" value="down"/> <input type="button" value="forward"/> <input type="button" value="back"/>	
HY-1026ABB	6	<input type="button" value="Up"/> <input type="button" value="down"/> <input type="button" value="forward"/> <input type="button" value="back"/> <input type="button" value="left"/> <input type="button" value="right"/>	A (Ø16.3 – 19.5) Black rubber angle 40°
HY-1026BBB	6	<input type="button" value="Up"/> <input type="button" value="down"/> <input type="button" value="forward"/> <input type="button" value="back"/> <input type="button" value="left"/> <input type="button" value="right"/>	
HY-1026SBBB	7 (Included the emergency button)	<input type="button" value="Up"/> <input type="button" value="down"/> <input type="button" value="forward"/> <input type="button" value="back"/> <input type="button" value="left"/> <input type="button" value="right"/>	
HY-1026SBBB-L	7 (Included the emergency button)	(* Please refer to the cover size for the L type)	
HY-1028ABBB	8	<input type="button" value="ON"/> <input type="button" value="OFF"/> <input type="button" value="Up"/> <input type="button" value="down"/> <input type="button" value="forward"/> <input type="button" value="back"/> <input type="button" value="left"/> <input type="button" value="right"/>	
HY-1029SBBB	10 (Included the emergency button)	Indicator, selector, push button <input type="button" value="Up"/> <input type="button" value="down"/> <input type="button" value="forward"/> <input type="button" value="back"/> <input type="button" value="left"/> <input type="button" value="right"/>	Possible to change the specification

●● Button marking types

Standard specification	OFF ON Up down forward back left right 동 서 남 북
Order-made specification	ON 上 下 左 右 東 西 南 北 前 後 열림 닫힘
	OFF UP DW E W S N R L CO DN ↑ ↗ ↕ ↘

●● Structures






- Control switch
- Combination display light
- Power switch
- Main switch
- Cam switch
- Limit switch
- Micro switch
- Hoist switch
- Foot switch
- Mono lever switch
- Sign tower
- Signal light
- Buzzer
- Terminal block
- Fuse holder
- Control box
- Cable connector
- Discontinued Products


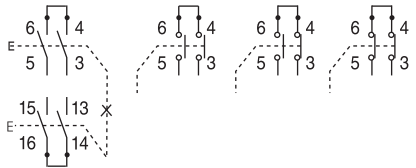

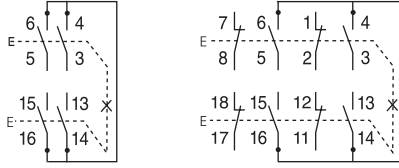
Specification

Rated current	6 A 250 V a.c
	10 A 250 V a.c emergency switch (push lock–turn reset)
Insulation resistance	100 M Ω (500 V d.c)
Dielectric strength	2000 V a.c. for 1 min (between the recharging part and non–recharging part)
Protective structure	IP–66 suitable (exclude the emergency switch attachment type)
Materials	Case : strong shock resistance ABS copolymer
	Button and wire protector : special rubber
Vibration resistance	10 – 55 Hz double amplitude 1.0 mm
Shock resistance	500 %
Ambient temperature	–10 ~ 45 °C
Ambient humidity	45 ~ 85 % R.H.

Contact unit

Model	Appearance	Contact composition			Explanation
102 A		102A10 (1a)	102A11 (1a1b)		※ On/Off switch • Pressing the On button will turn ON the power and self–maintenance will be performed • Pressing the Off button will turn OFF the power.
102 B		102B20 (1a–1a)	102B22 (1a1b–1a1b)		※ Up/Down, forward/back, left/right • This is for the typical circuit. It is a seesaw type so pressing it synchronously is impossible
102 C		102C11 (1a–1b)	102C20 (1a–1a)	102C22 (1a1b–1a1b)	※ Typical circuit • No mechanical interlock is included, so two buttons can be operated independently.

HY-1020 series



Model	Appearance	Contact composition	Explanation
102 D		<p>102D(2a-2a)</p> <p>neutrality 1 position 2 positions</p> 	<p>※ 2 stages switch</p> <ul style="list-style-type: none"> • Contact separated in 2 stages and operated • Velocity controlling, 2 circuits controlling • Seesaw type so pressing it synchronously is impossible
102 E		<p>102E20 (2a-2a)</p> <p>102E22 (2a2b-2a2b)</p> 	<p>※ Typical circuit</p> <ul style="list-style-type: none"> • Max 2a2b-2a2b, 2a-2b • Seesaw type so it is impossible to press it synchronously

Control switch
Combination display light

Power switch
Main switch
Cam switch

Limit switch
Micro switch

●● Contact unit (emergency switch)


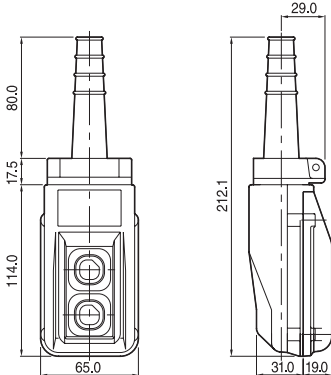
Model	Appearance	Contact composition	Explanation
102 S			<p>※ Emergency switch (Red) (Push lock-turn reset)</p> <ul style="list-style-type: none"> • Cut off the power when pressing the button (becomes self-maintenance) • It will return once rotating the button to the printing direction.

Hoist switch
Foot switch
Mono lever switch

Sign tower
Signal light

Buzzer
Terminal block
Fuse holder

●● Dimension (unit : mm)

Model	Appearance	Dimension
HY-1022 B		


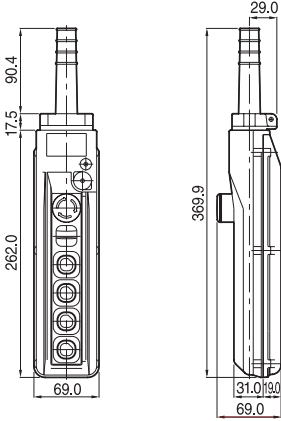

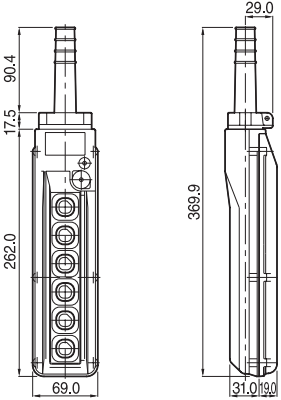

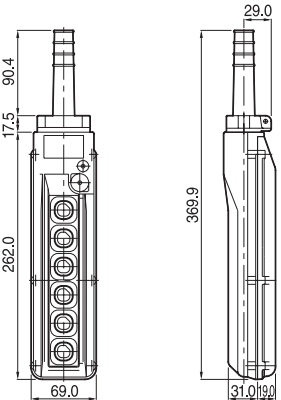
Control box
Cable connector

Discontinued Products

Hoist switch / Foot switch / Mono lever switch

Model	Appearance	Dimension
HY-1022 SB		
HY-1024 AB		
HY-1024 BB		

HY-1020 series

Model	Appearance	Dimension
HY-1024 SBB		
HY-1026 ABB		
HY-1026 BBB		

Control switch
Combination display light

Power switch
Main switch
Cam switch

Limit switch
Micro switch

Hoist switch
Foot switch
Mono lever switch


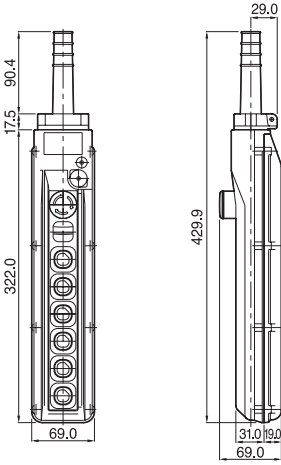

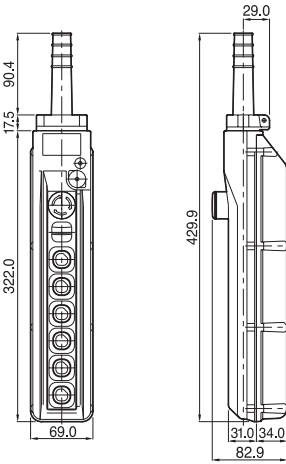

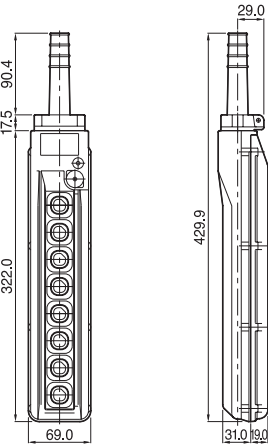
Sign tower
Signal light

Buzzer
Terminal block
Fuse holder


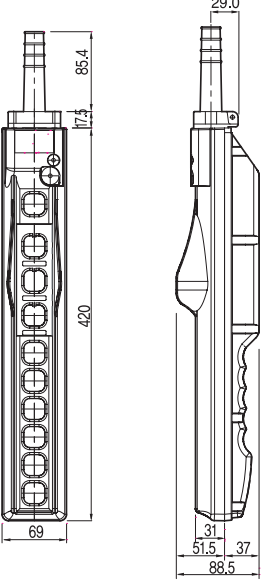
Control box
Cable connector

Discontinued Products

Hoist switch / Foot switch / Mono lever switch

Model	Appearance	Dimension
HY-1026 SBBB		
HY-1026 SBBB-L (L : large cover)		
HY-1028 ABBB		

HY-1020 series

Model	Appearance	Dimension
HY-1029 SBBB		

Control switch
Combination display light

Power switch
Main switch
Cam switch

Limit switch
Micro switch

Hoist switch
Foot switch
Mono lever switch

Sign tower
Signal light

Buzzer
Terminal block
Fuse holder

Control box
Cable connector

Discontinued Products