

Turn Light

# RLA-KB/KBB

## INSTRUCTION MANUAL

Thank you for purchasing HANYOUNG product.  
Please check whether the product is the exactly same as you ordered.  
Before using the product, please read this instruction manual carefully.  
Please keep this manual where you can view at any time

### HANYOUNGNUX CO.,LTD

28, Gilpa-ro 71beon-gil, Nam-gu, Incheon, Korea  
TEL : (82-32)876-4697 FAX : (82-32)876-4696  
http://www.hynux.com

HEAD OFFICE

INDONESIA  
FACTORY

### PT. HANYOUNG ELECTRONIC INDONESIA

JL. CEMPAKA BLOK F 16 NO.02 DELTA SILICON II INDUSTRIAL PARK  
LIPPO CIKARANG CICAU, CIKARANG PUSAT, BEKASI INDONESIA 17550  
TEL : 62-21-8911-8120~4 FAX : 62-21-8911-8126



## Safety information

Before using the product, please read the safety information thoroughly and use it properly. Alerts declared in the manual are classified to Danger, Warning and Caution by their criticality

<b>⚠ DANGER</b>	DANGER indicates an imminently hazardous situation which, if not avoided, will result in death or serious injury
<b>⚠ WARNING</b>	WARNING indicates a potentially hazardous situation which, if not avoided, could result in death or serious injury
<b>⚠ CAUTION</b>	CAUTION indicates a potentially hazardous situation which, if not avoided, may result in minor or moderate injury

### ⚠ Danger

- Be sure to turn off power before connecting wires or changing bulb. It can cause shock.

### ⚠ Warning

- If there is a concern about a serious accident caused by a malfunction or abnormality of this product, please install an external protection circuit and devise a scheme for preventing an accident.
- Please check for the correct voltage before installing it. Over voltage will cause a break down of product
- Please be cautions that contact with chemicals such as thinner or benzene can cause of deformation of the product or color of change.
- If you are concerned about serious accident due to the malfunction of products, please install the external safety equipment.

### ⚠ Caution

- The contents of this manual may be changed without prior notification.
- If the user use the product with methods other than specified by the manufacturer, there may be bodily injuries or property damages.
- This product is only suitable for indoor use. Please keep it away from damp place.
- Please refer to the "Wiring Diagram" when you wire the product. Incorrect wiring will cause a break down of product.
- Applying a strong shock on the outside of product may cause a break down of product.
- Please be cautions that contact with chemicals such as thinner or benzene can cause of deformation of the product or color of change
- When replacing bulb, please use the same specification bulb as indicated in the manual
- End of unused lead wire must be insulated.
- For the install place, please choose place that has sufficient strength and vibration
- Please use fuse (250 V 1A) for the power line.
- Please make sure that the product should be grounded with the unit desired to be installed.
- When mounting/dismounting the product on unit, please conduct operations after turning off the power of the main unit.
- If the equipment is used in a manner not specified by the manufacturer, the protection provided by the equipment may protection provided by the equipment may be impaired
- The symbol regarding to the safety is attached to the main unit and power lead wires.
- When installing at a high place, please select a place where it is easy to change a bulb.
- Do not use when a cover is separated from the product.
- Please do not spin reflector with hands.
- Do not oil around motor and revolving rubber.

## Suffix code

Model	Code	Information
RLA-	□ □ □	Turn light (∅118)
Function	KB	Rotating continuous light
	KBB	Rotating continuous light and buzzer built in
Power supply voltage and Installation method	01	12 V d.c.
	02	24 V d.c.
	012	110 / 220 V a.c.
	012M	110 / 220 V a.c.
	01A	12 V d.c.
Cap color	R	Red
	Y	Yellow
	G	Green

## Characteristic

- ∅118 rotating continuous light, rotating continuous light and buzzer built in
- Incandescent lamp lighting (BA 15S)
- Used the special power transmitting plant, less noise and long life expectancy.
- Large size rotational reflector is built in, excellent light reflection
- Excellent attaching / detaching due to the permanent magnet attachment type (refer to the suffix code)
- Degree of protection IP54

## Specification

Model	RLA-KB □ □	RLA-KBB □ □
Function	Rotating continuous light	Rotating continuous light, buzzer
Dimension	∅118 Cap	
Power supply voltage	12 V d.c., 24 V d.c., 110/220 V a.c. 50/60 Hz	
Power consumption	4.0 W (Ppower supply voltage : 24 V d.c.), 4.5 W (Power supply voltage : 220 V a.c.)	
Rotating speed	Approx 80 times/min	
Light source	Incandescent lamp (base rating : BA 15S)	
Buzzer volume	-	Approx 90 dB
Material	Cap : acryl resin, Body : ABS resin	
Cap color	Red, Yellow, Green	
Degree of protection	IP54	

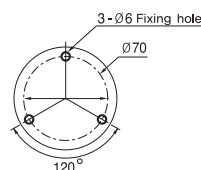
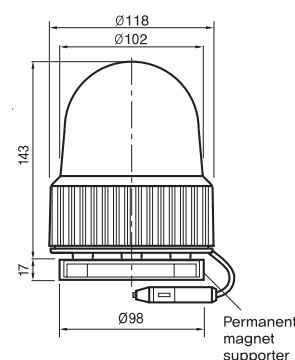
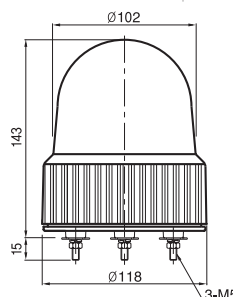
## Power specification

Model	Power supply voltage	Current	Rotational	Lamp
RLA-KB01(A) □ □	12 V d.c.	0.9 A	80 times/min	12 V
RLA-KB02(A) □ □	24 V d.c.	0.4 A		24 V
RLA-KB012(M) □ □	110 V a.c.	0.1 A	80 times/min	110 V
RLA-KBB012(M) □ □	220 V a.c.	0.05 A		220 V

## Dimension and panel cutout

■ RLA-KB □ □, RLA-KBB □ □  
(Normal type)

■ RLA-KB01A □ □, RLA-KBB02A □ □  
(automobile)



## Connection diagram

Buzzer (buzzer built in type) is connected to the power wire

Model	Power supply voltage	Wire color
RLA-□01(A) □ □	12 V d.c.	Cigar jack or Blue (+), Brown (-)
RLA-□02(A) □ □	24 V d.c.	
RLA-□012(M) □ □	110 V a.c. 50/60 Hz	black - white (3P)
	220 V a.c. 50/60 Hz	black - red (3P)

■ AC

■ DC

