

## Specification [Rated current corresponding to Resistive load]

### ❖ DC to AC type

Type	型式	DC to AC				
Model	型號	LSR-25DA	LSR-40DA+	LSR-60DA+	LSR-80DA+	LSR-100DA+
Load max.	最大負載	25A	40A	60A	80A	100A
Rated current	額定電流	20A	32A	48A	64A	80A
Surge current	耐突波電流	275A	410A	675A	850A	1100A
Outline	外形尺寸	100*112*127	100*138*127			
Cooling fan	冷卻風扇	Non	80*80 (220AVC)			
Block voltage	最低耐壓	600VAC			1200VAC	
Output voltage	輸出電壓	24 ~ 550VAC				

### ❖ AC to AC type

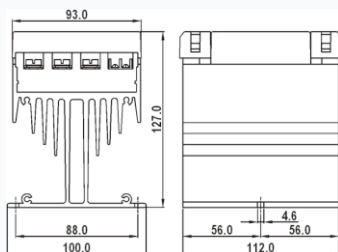
Type	型式	AC to AC				
Model	型號	LSR-25AA	LSR-40AA+	LSR-60AA+	LSR-80AA+	LSR-100AA+
Load max.	最大負載	25A	40A	60A	80A	100A
Rated current	額定電流	20A	32A	48A	64A	80A
Surge current	耐突波電流	275A	410A	675A	850A	1100A
Outline	外形尺寸	100*112*127	100*138*127			
Cooling fan	冷卻風扇	Non	80*80 (220AVC)			
Block voltage	最低耐壓	600VAC			1200VAC	
Output voltage	輸出電壓	24 ~ 550VAC				

## General specification / 共同規格

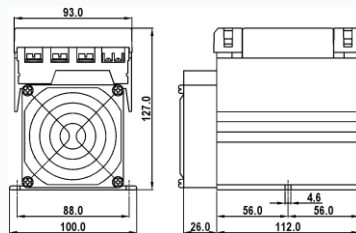
Type	型式	DC to AC	AC to AC
Input voltage	輸入電壓	4 ~ 32 VDC	20 ~ 265 VAC/DC
Turn off voltage	關閉電壓	< 3.0 VDC	< 10 VAC/DC
Trigger current	觸發電流	30mA max.	3VA max.
Control method	控制方式	Zero cross switching	
Leakage current	洩漏電流	25 mA max.	
Response time	反應時間	8.3 ms (60Hz)	
Terminal material	端子材質	Intensive nylon (UL : 94V0)	
Input immunity	輸入耐突波	2 KV (EN61000-4-4)	
Isolation strength	電介強度	4 KV rms (EN60950/VDE0805)	
Insulation strength	絕緣強度	100MΩ / 500VDC (EN60950/VDE0805)	
Circumstance	工作環境	-40°C ~ +80°C : 35 ~ 85%RH	

## Outline dimension / 外形尺寸

LSR-25-□□

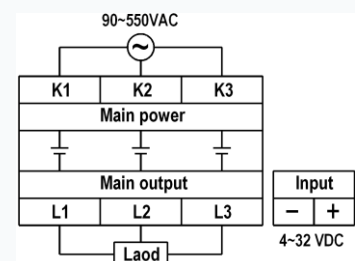



LSR-40/60/80/100 + Fan



## Connection / 接線圖

LSR-□□DA





### Think Controls

- ※ 以使用者角度設計『實用耐用的電控產品』
  - ※ 以量產標準化製造『世界標準的電控產品』
  - ※ 以滿足客戶需求追求『企業永續經營』
- 
- ※ On user's position, to develop more 「Performance & Reliable controls」
  - ※ By mass-quantity producing, To produce 「World standard controls」
  - ※ By satisfying customer's requirements, To manage company foreverly.

## ■ Notice of safety / 安全注意事項



### Warning

Potentially hazardous situation, if mishandling, may result in death or serious injury.  
潛在危險，如果操作失當可能導致死亡或嚴重傷害。

- 1) Please do not touch any terminal of this module while power supply is supplied, if do, it may result in electronic shock.  
送電中，請勿碰觸本固態模組任何接線端子以避免觸電。
- 2) 「Power supply system」 must to be shutdown before renew the fuse, if not, it may result in electronic shock.  
更換保險絲前，請務必關閉電源系統以避免觸電。
- 3) Please rated the load current within the specified value, if not, it may result to burn up this module or fuse.  
負載電流請勿超過額定電流，以避免保險絲或本固態模組燒毀。
- 4) Please tighten the screw terminal over 60Kg/cm<sup>2</sup>, if not, it may result to burn up this module or fuse.  
請務必鎖緊端子螺絲，扭力須超過 60Kg/cm<sup>2</sup>，否則可能導致本固態模組或保險絲燒毀。
- 5) If this module is burned up, it may be in short circuit condition or malfunction, Please settle an independent alarm system to ensure safety protection, if not, it may result in a serious accident.  
本固態模組燒毀後可能是短路或失控狀態，請加裝獨立警報系統以確保安全，否則可能造成嚴重意外事故。

# FOTEK

陽明電機股份有限公司  
FOTEK CONTROLS CO., LTD.

Specification may be modified without notice in advance (2013/12/25)

規格變更恕不事先通知