

# W 21.5 × H 28 mm Analog Timers



## ATM Series CATALOG

For your safety, read and follow the considerations written in the instruction manual, other manuals and Autonics website.

The specifications, dimensions, etc. are subject to change without notice for product improvement. Some models may be discontinued without notice.

### Features

- Miniature Size (W 21.5 × H 28 × L 59.3 mm)
- 4c (4PDT) contact (250 VAC~, 3 A)
- High precise time control
- Easy time setting using dial
- Various time ranges  
: 0.1 sec to 3 hour (11 time ranges, different by models)
- Power supply  
ATM4-2: 24 VDC=  
ATM4-5: 220 VAC~ 50 / 60 Hz  
ATM4-6: 110 VAC~ 50 / 60 Hz

### Ordering Information

This is only for reference, the actual product does not support all combinations. For selecting the specified model, follow the Autonics website.

ATM4 - ① ② ③

#### ① Power supply

2: 24 VDC=  
5: 220 VAC~ 50 / 60 Hz  
6: 110 VAC~ 50 / 60 Hz

#### ③ Time unit

S: SEC  
M: MIN  
H: HOUR

#### ② Time range

Number: max. time

### Product Components

- Product
- Instruction manual

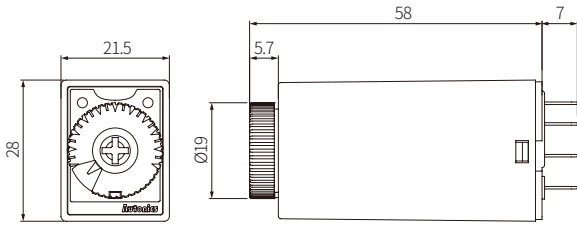
### Specifications

Model	ATM4-2□□	ATM4-5□□	ATM4-6□□
Function	Power ON Delay		
Return time	≤ 100 ms		
Time operation	Power ON Start		
Control output	Relay		
Contact type	4PDT (4c)		
Contact capacity	250 VAC~ 3 A, 24 VDC= 3 A resistive load		
Error	Repeat: ≤ ± 0.5% ± 10 ms SET: ≤ ± 10% ± 50 ms Voltage: ≤ ± 0.5% ± 10 ms Temp.: ≤ ± 2% ± 10 ms		
Approval	CE ENEC		
Unit weight (packaged)	≈ 42 g (≈ 48 g)		

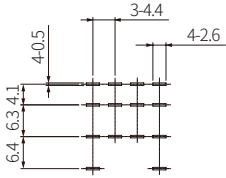
Power supply	24 VDC=	220 VAC~ 50 / 60 Hz	110 VAC~ 50 / 60 Hz
Allowable voltage range	21.6 - 26.4 VDC=	200 - 230 VAC~ 50 / 60 Hz	100 - 120 VAC~ 50 / 60 Hz
Power consumption	≈ 1.2 W	≈ 3 VA	≈ 3 VA
Insulation resistive	≥ 100 MΩ (500 VDC= megger)		
Dielectric strength	3,000 VAC~ at 50 / 60 Hz for 1 min		
Noise immunity	± 2 kV square-wave noise by noise simulator (pulse width 1 μs)		
Vibration	0.75 mm double amplitude at frequency of 10 to 55 Hz (for 1 min) in each X, Y, Z direction for 1 hour		
Vibration (malfunction)	0.5 mm double amplitude at frequency of 10 to 55 Hz (for 1 min) in each X, Y, Z direction for 10 min		
Shock	300 m/s <sup>2</sup> (≈ 30 G) in each X, Y, Z direction for 3 times		
Shock (malfunction)	100 m/s <sup>2</sup> (≈ 10 G) in each X, Y, Z direction for 3 times		
Relay life cycle	Mechanical: ≥ 10,000,000 operations Electrical: ≥ 200,000 operations		
Ambient temperature	-10 to 50 °C, storage: -25 to 65 °C (no freezing or condensation)		
Ambient humidity	35 to 85%RH, storage: 35 to 85%RH (no freezing or condensation)		

## Dimensions

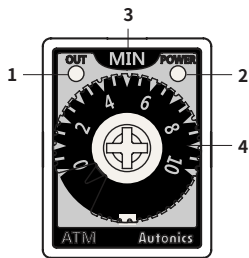
- Unit: mm, For the detailed drawings, follow the Autonics website.
- Mount the My socket (sold separately).



## Pin arrangement



## Unit Descriptions



No.	Name
1	Output indicator (red)
2	Power indicator (green)
3	Time unit
4	Dial for the time setting