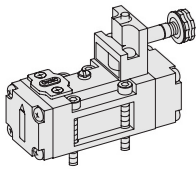


SIV400

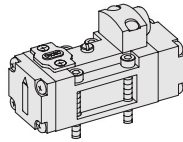
ISO-1

Solenoid / Pneumatic Valves

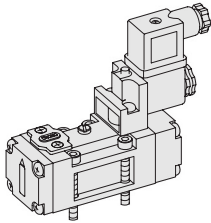
- 5/2, 5/3
- 40mm Body Width
- 30mm CNOMO pilot
- Sub-Base Mounting Type
- Transition Flow 1600ℓ/min (5bar)



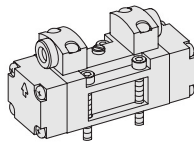
SIV411-IP-***



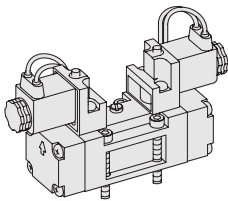
SIP411



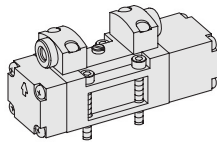
SIV411-EP-SC2-CN2-***



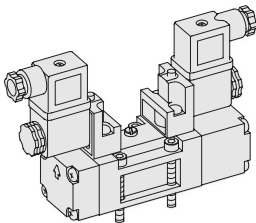
SIP420




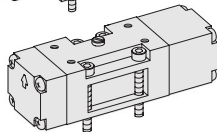
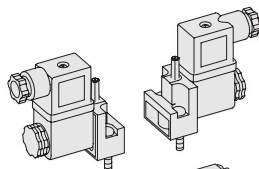
SIV420-IP-SG2-***



SIP433



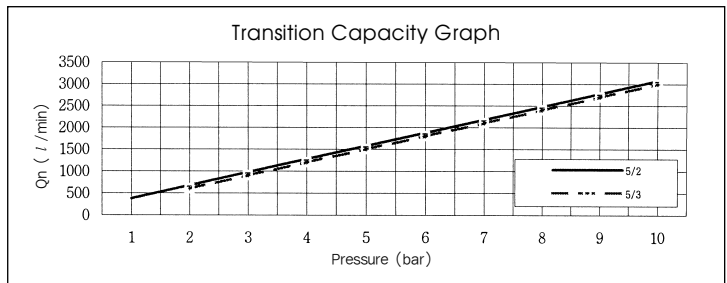
SIV433-IP-SC2-CN2-***



***: Voltage Selection (see page 80)

SPECIFICATION

ITEM	SERIES	SOLENOID, PNEUMATIC	
		5 Port 2 Position	5 Port 3 Position
Fluids		Compressed Air & Inert Gases	
Pressure(bar)		1.5~10.0	2.0~10.0
Eff. Section Area(mm ²)-5bar		30.0	25.0
Ambient & Fluid Temp.		5~60°C (41~140°F)	
Response Time(5bar)		30ms or Less	40ms or Less
Max. Working Frequency		3c/sec	1c/sec
Lubrication		Not Required(Use ISO VG32 #)	
Manual Override		Push Button(Standard), Lever Lock(Option)	
Coil Insulation Class		F-Class or Equivalent	
Permissible Voltage Variation		±10% of Rated Voltage	
Off Min. Residual Voltage		AC:20% or Less / DC:10% or Less	
Power Consumption		Holding-AC:5.5VA(60Hz) / DC:2.5W	



The Material of Parts


- Valve Body : Die-Cast Aluminium
- Spool : Aluminium
- Seals : NBR
- Spring : Stainless
- Cap : Zinc Pressure Die-Cast
- Pilot Parts : Glass Filled Nylon
- Armature : Stainless Steel
- Armature Seals : Viton

* The specification on each item can be amended without any prenotice to improve a performance.
 * The specification on each item can be different from actual specification.

ORDERING NO.

SIV4 1 1 - I P - SC2 - CN2 - A2

Valve Series	Function	Return Method		Int/Ext. Pilot	Manual Operator	Solenoid Coil Type		Connector Type		Voltage	
SIV4 : Solenoid Valve	1	5/2 Single	0	None	I	Internal Pilot	0	None	0	None	
	2	5/2 Double	1	Air + Spring	P	Push Non-Locking	SC2	3 Pin Connector Coil	CN2	Normal Connector	A2
	3	5/3 Closed Center	2	Air	E	External Pilot	L	Lever Locking	SG2	Grommet/Flying Leads	CZ2
SIP4 : Pneumatic Valve	4	5/3 Open Center	3	Spring			SD2	Grommet/Flying Leads With LED	CZ2	Connector With LED & Surge Suppressor	A1
	5	5/3 Pressure Center									A4
											D4
											D2

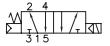


Solenoid & Pilot Actuated Spool Valves

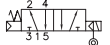
40mm Body Width

5Port 2Position Solenoid Valve

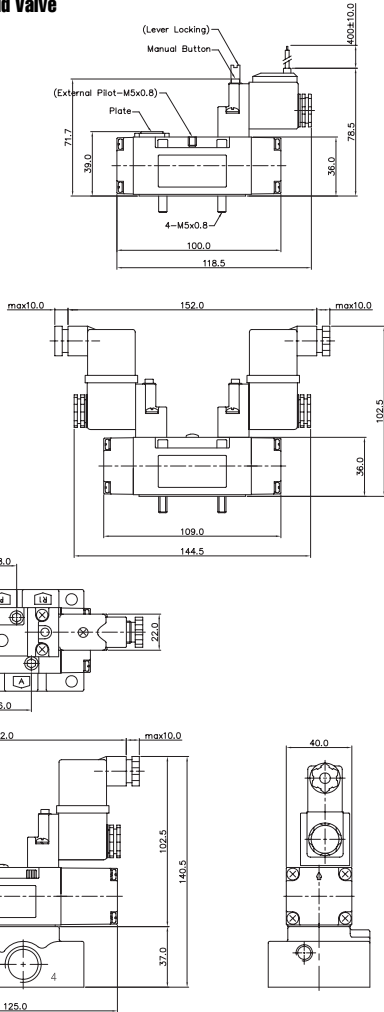
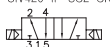
Single Solenoid
SIV411-IP-SD2-***



External Pilot
SIV411-EP-SD2-***

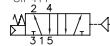


Double Solenoid
SIV420-IP-SC2-CN2-***

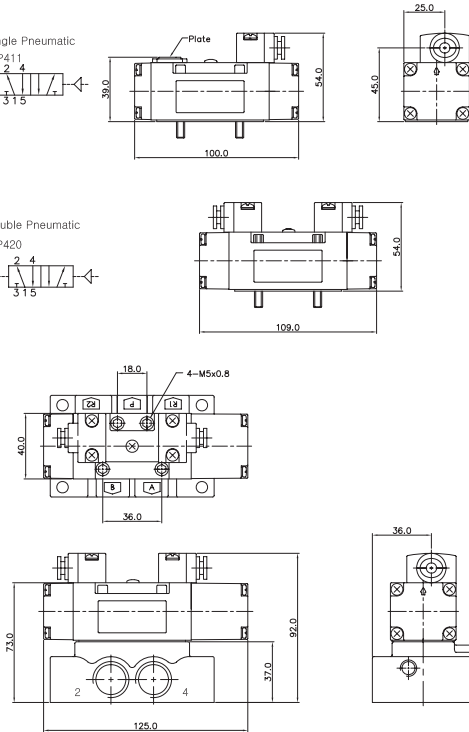
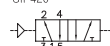


5Port 2Position Pneumatic Valve

Single Pneumatic
SIP411

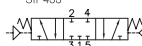


Double Pneumatic
SIP420

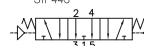


5Port 3Position Pneumatic Valve

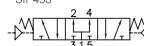
Closed Center
SIP433



Exhaust Center
SIP443

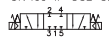


Pressure Center
SIP453

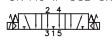


5Port 3Position Solenoid Valve

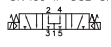
Closed Center
SIV433-IP-SC2-CN2-***



Exhaust Center
SIV443-IP-SC2-CN2-***



Pressure Center
SIV453-IP-SC2-CN2-***



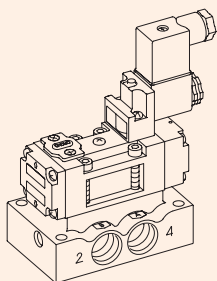
Sub Base Ordering Code

SIB4 1 - S		
Base Series	Port & Thread	Function
SIB4	0 None	S Single Station Sub Base, Without Pilot Ports
SIV400 Solenoid Valve	1 G 1/4	SP Single Station Sub Base, With Pilot Ports
	2 G 3/8	
	3 G 1/2	
	6 NPT 1/4	
	7 NPT 3/8	
	8 NPT 1/2	

SIB40 SINGLE SUB BASE

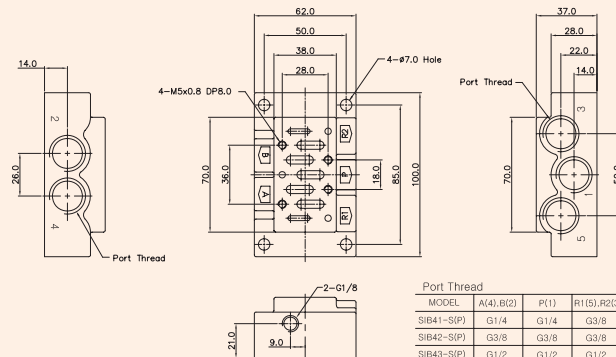
(SIV400 Solenoid & Pneumatic Valve Use Sub Base)

Single Station Sub Base Dimension



Sub Base Gasket
(Material: NBR)

Sub Base
(Material: Al)



MODEL	A(4),B(2)	P(1)	R(1),R2(3)
SIB41-S(P)	G1/4	G1/4	G3/8
SIB42-S(P)	G3/8	G3/8	G3/8
SIB43-S(P)	G1/2	G1/2	G1/2